



Universal digital indicator

BAU200

For programmable input signal

Universal single point digital indicator

- Suitable for front-mounting in control panel
- With LED display
- Input signal (type of signal and measuring range) can be set with buttons
- For all Siemens Building Technologies sensors (LG-Ni 1000, T1, PT100, PT 1000, 0 ... 10 V)
- 0 ..10 V analog output signal
- For nominal voltage AC 24 V, 50/60 Hz

Application

The BAU200 universal digital indicator is suitable for mounting in the control panel front, or in control panel doors or covers. It can be programmed for use with a wide range of input signals.

Functions

The type of signal and measuring range can be programmed by use of the buttons (see table on page 4).

The measured value is displayed digitally and transmitted as a 0...10 V signal.

The supply voltage, input signal and output signal are electrically isolated (see technical data).

Ordering

When ordering, please specify the quantity, product name and type code.
Example: 1 BAU200 universal digital indicator

Mechanical design

Multi-part plastic housing, comprising:

- LED 3 ½ -digit display (max. display range 1999 / –1999)
- Front panel with membrane keyboard
- PCB with screw terminals

Mounting and installation

Mounting instructions (CE1G5312X) are enclosed with the unit.

The digital indicator is suitable for mounting in the control panel front, or in control panel doors or covers. It is pushed into the cut-out from the front. It is secured without screws by means of a slide fitting on the sides of the unit.

Disposal



The device is considered an electronics device for disposal in terms of European Directive 2012/19/EU and may not be disposed of as domestic garbage.

- Dispose of the device through channels provided for this purpose.
- Comply with all local and currently applicable laws and regulations..

Commissioning

Refer to the operating instructions enclosed with the device (CE1G5312) for information on the settings.

Technical data

Supply	Operating voltage	AC 24 V, 50/60 Hz (SELV)		
	Max. voltage tolerance	± 20%		
	Power consumption	≤ 8 VA (4 W)		
	External fuse	T 1.6 A		
Inputs	Measurement input	Electrically isolated from supply voltage and output		
	DC 0 ... 10 V input	Input resistance ≥ 200kΩ Accuracy 0 ... 5 V: ± (0.02 V + 3 digit) Accuracy 5 ... 10 V: ± (0.02 V + 2 digit) Overvoltage max. 50 V		
	Resistance sensor (2-wire)	LG-Ni 1000, Pt 1000, Pt 100, T1 Sensor correction -3 ... +3°C / -3 ... +3°F Measuring current 800 µA Accuracy ± (0.5% of the reading + 5 digit) Overvoltage max. 5 V		
	Measuring cables	Standard cable, max. 300 m (shielded if heavy electromagnetic load)		
Outputs	Analog output DC 0 .. 10 V	Electrically isolated from supply voltage and input Load ≥ 10kΩ Accuracy ± 0.2% (± 20 mV)		
Display	Display	Digital, 3½-characters, with – sign. Engineering unit indicated with adhesive labels supplied		
	Overflow indication			
	Out-of-range by < ± 20%	Display of the value, flashing at rate of 2 Hz		
Open circuit at input (out-of-range by > +20%)	Display of EEE, flashing at rate of 2 Hz			
Short-circuit at input (out-of-range by > -20%)	Display of -EEE, flashing at rate of 2 Hz			
Environmental conditions	Operation to Climatic conditions Temperature (housing and electronics)	IEC 60 721-3-3 class 3K5 0...50 °C		
	Transport to Climatic conditions Temperature	IEC 60 721-3-2 class 2K3 -25...+70 °C		
Standards, directives and approvals	Product standard	EN 60730-1. Automatic electronic controls for household and similar use.		
	Electromagnetic compatibility (application)	For residential, commercial, and industrial environments.		
	EU conformity (CE)	CE1T5312xx*)		
	EAC conformity	Eurasia conformity		
	*) This related document can be downloaded at the following Internet address: http://siemens.com/bt/download			
Housing, device	Electrical connection	12 screw-terminals, 2.5 mm ²		
	Protection standard to IEC529	IP50 (mounted in control panel), IP 20 (terminals)		
	Orientation	Any		
Weight	Maintenance	No maintenance required		
	Weight (including packaging)	0.340 kg		
Electrically isolating		Measured inputs (Pin 1...6)	Output analog (Pin 8, 9)	24 VAC supply (Pin 14, 16)
	Measured inputs	-	500 V	4 kV
	Output analog	500 V	-	4 kV
	24 VAC supply	4 kV	4 kV	-

Selectable ranges

LG-Ni1000			
range	from	to	unit
1	0	... 50	°C
2	-30	... 50	°C
3	-30	... 90	°C
4	-30	... 130	°C
5	-50	... 70	°C
6	-50	... 180	°C
7	32	... 122	°F
8	-22	... 122	°F
9	-22	... 194	°F
10	-22	... 266	°F
11	-58	... 158	°F
12	-58	... 356	°F

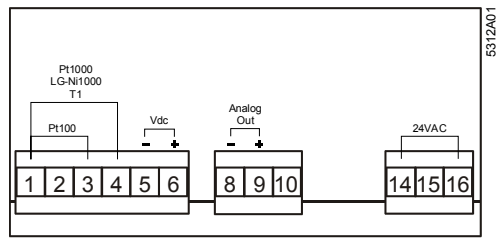
T1			
range	from	to	unit
1	-50	... 80	°C
2	-30	... 130	°C
3	-58	... 176	°F
4	-22	... 266	°F

Pt100			
range	from	to	unit
1	0	... 60	°C
2	-50	... 80	°C
3	-30	... 130	°C
4	32	... 140	°F
5	-58	... 176	°F
6	-22	... 266	°F

Pt1000			
range	from	to	unit
1	-50	... 80	°C
2	-30	... 130	°C
3	-20	... 400	°C
4	-58	... 176	°F
5	-22	... 266	°F
6	-4	... 752	°F

0-10V			
range	from	to	unit
1	0	... 50	°C
2	0	... 70	°C
3	0	... 100	°C
4	0	... 130	°C
5	-10	... 120	°C
6	-35	... 35	°C
7	-50	... 50	°C
8	32	... 122	°F
9	32	... 158	°F
10	32	... 212	°F
11	32	... 266	°F
12	14	... 248	°F
13	-31	... 95	°F
14	-58	... 122	°F
15	0	... 100	%
16	0	... 95	%
17	0	... 90	%
18	0	... 1999	ppm
19	0	... 10	V
20	0	... 1000	W/m2
21	0	... 5	m/s
22	0	... 10	m/s
23	0	... 15	m/s
24	-50	... 50	Pa
25	0	... 100	Pa
26	0	... 200	Pa
27	0	... 250	Pa
28	0	... 300	Pa
29	0	... 500	Pa
30	0	... 1000	Pa
31	0	... 1500	Pa
32	20	... 300	Pa
33	50	... 500	Pa
34	100	... 1000	Pa
35	0	... 25	mbar
36	0	... 30	mbar
37	0	... 100	mbar
38	0	... 200	mbar
39	0	... 500	mbar
40	0	... 1000	mbar
41	0	... 2	bar
42	0	... 4	bar
43	0	... 5	bar
44	0	... 10	bar
45	0	... 16	bar
46	0	... 20	bar
47	0	... 25	bar
48	0	... 40	bar
49	-1	... 9	bar
50	-1	... 24	bar

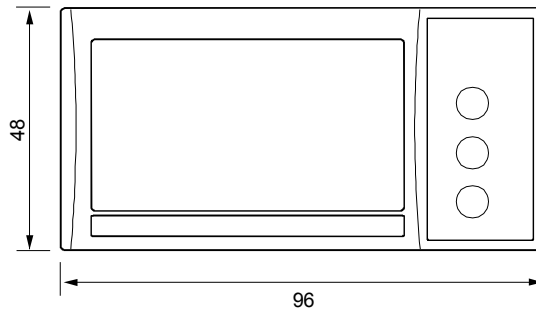
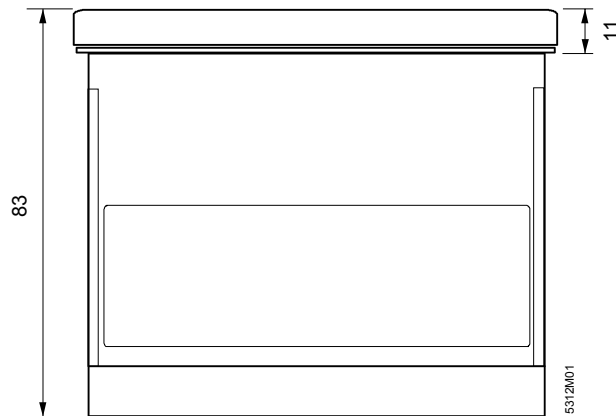
Connection terminals



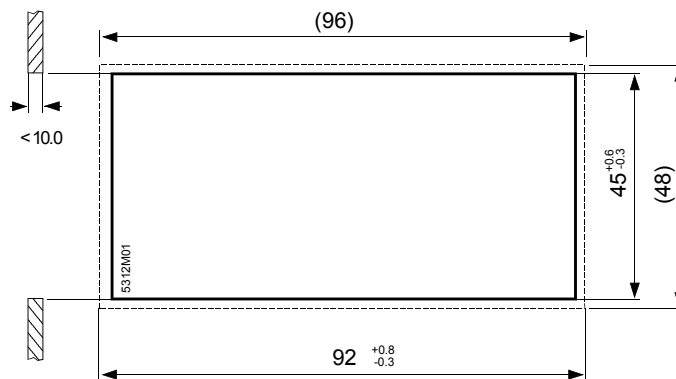
Dimensions

All dimensions in mm

Indicator unit



Cut-out



Issued by
Siemens Switzerland Ltd
Building Technologies Division
International Headquarters
Gubelstrasse 22
6301 Zug
Switzerland
Tel. +41 41-724 24 24
www.siemens.com/buildingtechnologies

© Siemens Switzerland Ltd, 2006
Technical specifications and availability subject to change without notice.